


## C5 corvette manual steering rack

---



**File Name:** C5 corvette manual steering rack.pdf

**Size:** 4374 KB

**Type:** PDF, ePub, eBook

**Category:** Book

**Uploaded:** 20 May 2019, 12:54 PM

**Rating:** 4.6/5 from 760 votes.

**Download Now!**

Please check the box below to proceed.



I'm not a robot



reCAPTCHA  
Privacy - Terms

## Book Descriptions:

### C5 corvette manual steering rack




I understand from several reviews that the steering rack in the 2008 C6 has been. Manual rack and pinion conversion kit. Virtually eliminates manual steering rack for c5 corvette ground clearance problems. Fits most chassis without crossmember beneath center of engine block. It entered its sixth generation in 2005 as a coupe or convertible. With. I understand from several reviews that the steering rack in the 2008 C6 has been. It entered its sixth generation in 2005 as a coupe or convertible. With. Distinctive Dev. Fuel Injection. GM Hardbar IMPACT RACING LEMD LG Motorsports Maxxguard Penske racing S. Performance Fri. Porterfield Procharger Pyrotech Raybestos RPM Roll Bars Russell Scorpion Manufa. Shark Bite Sparco Speedware Steroids Teamtech Vetteworks W. K. Hagerty M. Wilwood Quicker ratio power assist steering racks offer quicker ratios. Steroids yields approximately 2.75 turns lockto lock Power and 4 turns Manual. Lighter weight Steroids. Bolt on installation absolutely no welding, or drilling. Installs with basic hand tools in approximately 3 hours. Stock pump used existing or readily available power steering pump and brackets can be used. Complete kit all necessary parts are included with the exception of the power steering pump. Parts included. Rack and pinion. Adapter bracket adapts rack to chassis through Aarm bolts. Ujoint assembly. Power steering hoses With Steroids, control is greatly enhanced. Steroids kits virtually eliminate bump steer. We use adjustable tie rod ends that allow you to dial in your car so that it stays grounded with excellent road feel. Steroids offers quicker ratio turning Power assist steering racks offer quicker ratios than stock. Steroids yields approximately 2.75 turns lockto lock Power. Steroids keeps the same sharp turning radius as stock. Lighter weight Steroids. Steroids are a BoltOn installation Absolutely no welding or drilling. <http://www.australianaccesssolutions.com.au/images/uploadedimages/design-and-analysis-of-experiments-solutions-manual-7th-pdf.xml>

- c5 corvette manual steering rack.



Steeroids uses the stock pump Existing or readily available power steering pump and brackets can be used. Additional Highlights. Heavy duty rack designed for the increased weight of a Chevelle. Maintains sharp turning radius equal to factory radius. Adjustability to completely eliminate bump steer. Quick ratio power rack makes driving fun. Steeroids are a complete kit all necessary parts are included with the exception of the power steering pump. Parts included with Steeroids. Power steering hoses. New aluminum steering arms with improved geometry. Tie bar. Steering shaft support. You have heard what the competition says about themselves. Now take a look at what our customers have to say about us in the Customer Testimonies Section. Or, read more about the difference between our kits vs. The 6872 Chevelle Steeroids has been under development for a long, long time. But we are finally there. We are now accepting deposits on the first kits out, which will be shipping the week of January 21/25. Quicker ratio power assist steering racks offer quicker ratios. Compare this kit to the competition. Control is greatly enhanced. Steeroids yields approximately 2.5 turns lockto lock. Quicker than any other kit on the market! Installs with basic hand tools in approximately 3 hours. Control is greatly enhanced. Quicker ratio power assist steering racks offer quicker ratios. Power steering hoses C6 Corvette Airbag sim plugs ASP 2005/2012 passenger seat. 03. Corvette C6 Sharkbar Harness Bar 04. Vetteworks Fbody LS1 fuel pump adapter kit 08. C6 Corvette Airbag simulation plug ASP 0512 Kit Driver Seat. To add a new vehicle, select the year, make, and model at left. Please try again. Please try again. We include a free prepaid return shipping label with your purchase. Guaranteed Exact Fit for easy installation Assembled with inner tie rods, boots, and clamps. In order to navigate out of this carousel please use your heading shortcut key to navigate to the next or previous


heading. <http://lodzkiespotkaniateatralne.pl/userfiles/design-and-analysis-of-experiments-solutions-manual-8th.xml>



Full content visible, double tap to read brief content. Register a free business account Please try your search again later. Videos for related products 236 Click to play video Power Steering Racks Manufacturer Video Videos for related products 310 Click to play video Sea Star SH5210P Back

Mount Rack Steering Helm.Seastar sh5210p parte trasera soporte rack Direcci. Manufacturer Video Videos for related products 229 Click to play video Cardone 241511 Remanufactured Import Manual Rack and Pinion Unit Manufacturer Video Videos for related products 257 Click to play video Dorman 601900 Electronics Power Steering Rack Installation Dorman Products Videos for related products 503 Click to play video Raising the Bar in Steering Performance Cardone Cardone Industries Inc. Videos for related products 107 Click to play video Dont Miss This With Your Rack Install. Cardone Industries Inc. Videos for related products 310 Click to play video Sea Star SSC12417 Rack and Pinion Steering Cable Assembly 17.Seastar ssc124Seastar XR4estilo. Manufacturer Video Next page Upload your video Video Customer Review Prevent Steering System Contamination With Inline Filters See full review Cardone Industries Inc. Onsite Associates Program This Rack and Pinion is manufactured and tested to the strictest OE standards for unparalleled performance. Built for troublefree ownership and 100% visually inspected and quality tested, this Rack and Pinion is backed by our 100% satisfaction guarantee. Return shipping from within the USA 48 states is FREE. We include a free prepaid return shipping label with your purchase.To calculate the overall star rating and percentage breakdown by star, we don't use a simple average. Instead, our system considers things like how recent a review is and if the reviewer bought the item on Amazon. It also analyzes reviews to verify trustworthiness. Please try again later. RAYMOND E BURKE 1.0 out of 5 stars. Something went wrong. Cancel Thanks, well look into this.


All Rights Reserved. User Agreement, Privacy, Cookies and AdChoice Norton Secured powered by Verisign. Please upgrade your browser or activate Google Chrome Frame to improve your experience. Let us know and we can help. Contact Us All Rights Reserved. New Home of. We take orders in our showroom or you may call your order in over the phone and we will prepare your items in advance so you do not have to wait. Visit our showroom to setup an appointment to have your Corvette tuned, accessorized, enhanced or more.Bolton install uses only basic hand tools and requires no permanent modifications to your Corvette. Which means you can turn back to stock any time you desire. Note This system is designed for 19631966 Corvettes with manual steering. The rack does not feature power assist.Probably no tools involved. Probably less than 20 minutes for installation. Easy enough forA good first project for someone with no experience. HardPossibly a good first project for those withNot a good first project for the inexperienced. Most likely a 23Most likely requires good tool collection, possibly special tools andWe take orders in our showroom or you may call your order in over the phone and we will prepare your items in advance so you do not have to wait. Visit our showroom to setup an appointment to have your Corvette tuned, accessorized, enhanced or more. Please upgrade your browser to improve your experience. This C5 that makes north of 1100hp to the rear wheels really gets up and flies!You can view the complete modification list below the video.Check out the powerglide car as it soars down the track in awesome fashion.Contact us for more info. We created a simple way to request any part.



<http://ninethreefox.com/?q=node/10432>

Use Facebook or Google DCS Year Filter Select Year 1953 Corvette 1954 Corvette 1955 Corvette 1956 Corvette 1957 Corvette 1958 Corvette 1959 Corvette 1960 Corvette 1961 Corvette 1962 Corvette 1963 Corvette 1964 Corvette 1965 Corvette 1966 Corvette 1967 Corvette 1968 Corvette 1969 Corvette 1970 Corvette 1971 Corvette 1972 Corvette 1973 Corvette 1974 Corvette 1975 Corvette 1976 Corvette 1977 Corvette 1978 Corvette 1979 Corvette 1980 Corvette 1981 Corvette 1982 Corvette 1984 Corvette 1985 Corvette 1986 Corvette 1987 Corvette 1988 Corvette 1989 Corvette 1990 Corvette 1991 Corvette 1992 Corvette 1993 Corvette 1994 Corvette 1995 Corvette 1996 Corvette 1997 Corvette 1998 Corvette 1999 Corvette 2000 Corvette 2001 Corvette 2002 Corvette 2003 Corvette 2004 Corvette 2005 Corvette 2006 Corvette 2007 Corvette 2008 Corvette 2009 Corvette 2010 Corvette 2011 Corvette 2012 Corvette 2013 Corvette 2014 Corvette 2015 Corvette 2016 Corvette 2017 Corvette 2018 Corvette 2019 Corvette 2020 Corvette Select Model 0 My Corvette Garage Corvette History Easily navigate your recent Corvette year history. Add a Corvette to get some history. This charge will be refunded once your original unit is returned back to the Corvette Salvage facility and passes the mandatory core check. To learn more about VetteCoins, click here. On the first design, the gear wiring harness is routed along the bottom of the gear. This rack and pinion setup is installed in 1997 to Early 1998 Corvette models. On the second design, the gear wiring harness is routed along the top of the gear. This setup is installed in Late 1998 to 2004 Corvette models. CORE CHARGE POLICY Corvette Salvage requires a core charge deposit when specific used and rebuilt parts are purchased.

<http://esxpublishers.com/images/braun-4501-manual.pdf>



When purchasing an item with a core charge attached to it, the following two conditions must be satisfied for the core charge deposit to be returned 60 days from the purchase of the original item, the original core must be returned to the Corvette Salvage facility. Shipping costs for core returns are the customer's responsibility. Cost Of Delivery or Postage Due packages will be refused The returned core must pass rebuilding inspection tests. Corvette Salvage reserves the right to determine if a part is rebuildable. If a part is deemed not rebuildable, return shipment will be at customer expense. Only logged in customers who have purchased this product may leave a review. Part Fitment The crew at Corvette Salvage has researched this part and determined that it can be installed on the following Corvette models. We are adding used, new and rebuilt Corvette parts to our inventory daily. We may have the part you are looking for in stock but havent listed it yet. Send us a Parts Request or call us 888 4678388.

<http://ethicalprogramsdistribution.com/images/braun-4700-series-manual.pdf>



DCS Year Filter Select Year 1953 Corvette 1954 Corvette 1955 Corvette 1956 Corvette 1957 Corvette 1958 Corvette 1959 Corvette 1960 Corvette 1961 Corvette 1962 Corvette 1963 Corvette 1964 Corvette 1965 Corvette 1966 Corvette 1967 Corvette 1968 Corvette 1969 Corvette 1970 Corvette 1971 Corvette 1972 Corvette 1973 Corvette 1974 Corvette 1975 Corvette 1976 Corvette 1977 Corvette 1978 Corvette 1979 Corvette 1980 Corvette 1981 Corvette 1982 Corvette 1984 Corvette 1985 Corvette 1986 Corvette 1987 Corvette 1988 Corvette 1989 Corvette 1990 Corvette 1991 Corvette 1992 Corvette 1993 Corvette 1994 Corvette 1995 Corvette 1996 Corvette 1997 Corvette 1998 Corvette 1999 Corvette 2000 Corvette 2001 Corvette 2002 Corvette 2003 Corvette 2004 Corvette 2005 Corvette 2006 Corvette 2007 Corvette 2008 Corvette 2009 Corvette 2010 Corvette 2011 Corvette 2012 Corvette 2013 Corvette 2014 Corvette 2015 Corvette 2016 Corvette 2017 Corvette 2018 Corvette 2019 Corvette 2020 Corvette Select Model Enjoying Corvette Salvage. Replica Corvette steering wheels also available. Upgrade your C2 or C3 Corvettes steering system with an allnew power rack and pinion kit or manual rack kit. Or, replace your worn steering box with a new Corvette manual steering box, or Corvette steering box rebuild kit. Tilt steering columns are available in a variety of styles and finishes and accessories like wiring connectors, installation kits, and hazard kits are available to complete your Corvette column installation. Key columns come with a GM Coded ignition key builtin. Other products, names, and images are copyrights or trademarks of their respective owners. Get it for Free As this happens, you will notice that you will have to exert more energy while driving due to hitting dead spots before your power steering fluid can reach operating temperature.

With this replacement C6 Corvette rack and pinion power steering unit, you will instantly notice that the accuracy has been restored along with your control over your Corvette while driving. This item does not qualify for free shipping. All Rights Reserved. Based on the radius, a new location list is generated for you to choose from. No low offers will be accepted, pick up only. If the ad is up it's available. No low offers will be accepted, pick up only. If the ad is up it's available. ACDELCO Power Steering Rack fits 2003 2007 G35 2003 2008 350z 4168280195I was told it came out of a low mileage AP1. I believe it should work on all S2000 both AP1 and AP1. Includes steering angle sensor. Pickup in Oakville Email for quick response They came from the rust free southern USA. Included in this kit are BMW Repair Kit Thrust Piece EPS 32106891974 MSG MS00084 Adjusting Nut Spanner Wrench Please check with BMW to make sure the kit is for your vehicle. Must sell as is 1500 Call 416 2718001 Will work for mustang and mustang 2 front suspension. Complete with control arms and steering rack. Coil springs are broken. Missing sway bar Any caliper that is seized; leaking, has worn or damaged seals, or is causing brake pads to wear unevenly, running spots on rotors, fuel consumption and possibly a steering pull. They fit 2006 through 2012 model years. These lines usually rust out and this is a cheaper alternative to buying a complete rack. These fit right on the rack and I don't believe you can source these elsewhere. Shipping can be arranged at additional cost. It is in excellent condition and ready to go on your car. Get a great deal on a new part. There is no core core so you don't have to return the old one. Fits City Models also. They usually rust out and may not be available through the dealer. This is usually a cheaper alternative than replacing the

complete rack. If the ad is still here then I still have lines for sale. Not sold separately. Comes with seals. Shipping can be arranged.

<https://www.airportlimofortlauderdale.net/wp-content/plugins/formcraft/file-upload/server/content/files/1626ebffb17883--bosch-maxx-sensitive-manual.pdf>

It has been completely rebuilt and pressure tested. Preferably in good condition but will see what is available. I replaced mine with a tilt column. I will include the shaft with the u joints that were one this column for a rack and pinion setup. Trying to get the old van running again. We are offering rebuilt steering racks for 2005 2007 Dodge Grand Caravans. These racks are an over stock from a Reputable Rebuilder in Canada. Sales are final, due to the Low Low LOOOWWW pricing. If interested give us a shout with email or by phone! They fit right on the rack and usually rust out and start leaking. Not available through the dealer and these would save money by not having to buy a complete rack. Can be shipped at additional cost. Crankshaft. The harmonic balancer on the LS1 engine is not keyed to the ATI and Vortech both supply the tools to accomplish Corvette the steering rack sits directly in front of the crankshaft bolt that We jacked up the car and removed both front wheels. With a 18mm socket on an air We then removed The traction The steering rack would We pushed the rack The engine will spin while trying to We also wrapped our drill bit with tape at the We checked the depth of the pin hole before we tapped the pin into place, it We removed the front air dam and The factory air pump assembly was We reinstalled the Our set of We straightened This still did not give us the clearance we needed. We The ATI supplied We found that it was. Here are the instructions how to enable JavaScript in your web browser. This is a true bolton kit that can be power assisted, something never offered on C1s from the factory. Steroids do not require any drilling, cutting or welding on the vehicle. Tighter, more responsive steering feel and lighter weight are all advantages to this system. Steroids rack and pinion kits include an exciting quick ratio rack yielding approximately 2.5 turns lockto lock at the wheel.

<condosalebangkok.com/ckfinder/userfiles/files/canon-powershot-a75-repair-manual.pdf>

Steroids kits also include adjustable tie rod ends HDR option is for cars with Hooker style long tube headers. Advanced Gday Sign in to bid or buy eBay Deals Coles on eBay Help Sell Watch List Expand Watch list Loading. Ford Car and Truck Wheels and Ty. Ford Car and Truck Wheel Hubs an. Ford Rear Car and Truck Shocks a. Holden Car and Truck Suspension. User Agreement, Privacy, Cookies and AdChoice Norton Secured powered by Verisign. Steering Sensor Installation Check out Road. Dyno by Digital Domain Inc. It is always best to Even with being You only need to. I found it easiest to Whatever mehods you use, make sure you note the position Also, I have Be careful when removing the intermediate When the front Removing this shaft You can do that Note the orientation of the In addition, you also need to The left side may be a As for the panel There are two plastic ribbed The metal clasp can be bent You can then Disconnect or A few minutes of The following shows both dash There is one more on the Before doing this, I had to drop If you do not I dont think you If it seems to be hanging The picture below shows the new When you put This will facilitate getting the. Will not work with Kooks headers. The industry standard has long been to use the Pinto style rack and pinion when manual steering is required. They are rugged, lightweight and very compact. The aftermarket has installed them on practically every car out there and a lot of them work just fine. What most people dont understand is that one rack doesnt fit all regardless of what people tell you. A Pinto rack installed on a fourth generation Fcar will create excessive bumpsteer unless measures are taken to correct the problem. The overall distance between the inner tie rod pivot points should match the overall distance between the Aarm pivot points. Any variation to this will cause the tie rods and Aarms to swing on two seperate arcs. This means the vehicles toe will change as the suspension travels up and down, otherwise known as bump steer.

To compensate for this, BMR provides a custom width rack just for this application. Another benefit

to designing from the ground up is that the rack extension has been biased to the passenger side of the vehicle. By doing so, the steering shaft is relocated an additional inch to the drivers side allowing much improved header clearance. They use QA1 XR series rod ends and CNC machined bump spacers. This is a straight forward bolt in installation requiring no fabrication or welding. All mounting hardware and installation instructions included. BMR kit number RK002 fits stock Kmembers or aftermarket Kmembers designed for the factory rack. Kit RK001 fits BMR 1 series Kmembers only. Be the first to review this product! The GTM Supercar kit is engineered to be built as a chassis kit by a car guy at home with regular tools. The GTM kit gives you everything you need to build your car, except for select running gear parts taken from a 1997/2004 Chevrolet C5 Corvette. The only exception is the transaxle, which is a Porsche 911 unit. Migwelded in computer designed jigs using precision lasercut high strength mild carbon steel. Hinged and lined rear hatch, doors, and nose. All parts are trimmed on a Fanuc RPT 7 axis robotic trimming machine. We include adapter brackets and grade 8 mounting hardware. Rear axle shafts and adaptor kit also included. Kit also includes a ton of parts to adapt the brakes and twin fuel tanks from the Corvette to the GTM chassis. Kit includes We include a vast array of electrical parts, along with a full chassis wiring harness to make the dreaded electrical work easier to manage. The covered interior pieces contrast with the carbon fiber gauge pod and functionally elegant layout of the interior. Standard parts include You can use parts taken from a donor Corvette, OR you can purchase the required parts new from GM Performance Parts dealers. Contact us if you don't find it here. Consult with our parts specialists to make sure you get the right parts.

Please click Accept Cookies to continue to use the site. AmericanThe emergence of. Viper and Ford GT have nothing to do with its legendary status. ItGT are not, keeps selling at a rate of 30,000 units a year, withoutCorvette or C5 ended its life in 2004, it was still very competitive. If you remember, C5 was a clean sheet design and a major advancementC4. Its advanced chassis was 4.5 times stiffer than the car it replacedThe 405hp Z06 even won the admiration from. EuropeanSo what can C6 improve on it C6 theCorvette Compare withC6 Corvette is more evolutionary than revolutionary. Because theImprovementPorscheCompare withThe body is still made ofIts drag coefficient is reducedC6 chassisThis is a backbone type chassis with hydroformedThe allalloy engine isFront and rear weightBesides, the car successfullyAarmsHowever, suspension travel isBesides, bigger wheels, wider tires and biggerMagnetic. Ride Control See my Cadillac XLR report for explanation to MRC. TheIt also includes aMore powerful. LS2 engine ThroughoutOverheadvalve V8s mayIn the C5, GM successfully made its LS1 V8 soC4s 5.7litre. V8 pumped out only 230 horsepower. 13 years later, the sameZ06 even raised the horsepower countFor the sameOne can see how far GMsV8s had progressed. For C6, GMAt the same time, its weight is trimmed byCombined fuel consumption is improved to 22.6 mpg, remarkable for theIt is also aBored out to 6.0 litres, accompany with higherIt has entered the league of 911 Turbo and Ferrari 360.Like traditional American muscle cars, itsThe styling of interior is bit dull but stillIt employs much better quality plastics,What it shines is the amount ofSound insulation is also improved. The 6speed. Tremec gearboxTheOn the Road Most motorIts driver sits low in theThis view is exciting. Push the starterAs rev rise, deep rumble turnsV8 produces tons of torque. You don't need to wind up the engine like.

FerrariYou can't helpTremec 6speedIt also rides noticeably smoother and quieter than its predecessor,On backroads,Vette isDrive it through a series of tight bends, the C6 never display the samePush it into corners, it is moreIt seems that the big motor up front is ruining the dynamic balance.BlameLike many other electrically assistedIt may be acceptableThat's why IC6 has kick started the migration to theI hope it can keep movingCorvette is the longest surviving sports car in the world, evenPorsche 911 by a decade. The first Corvette was born in 1953 as aBecause of the lack of performance, sales were poor and GM once wantedV8 power to the Corvette and saved it. Sales picked up steadily as moreIn its last years annual sales finallyArkusDuntozCorvetteC2 established a successful foundation for theIt recorded 20,000 to 30,000 unit sales everyCorvette. Growing in size



and weight, it continued seeking power from The Vette no longer shone in performance. However, C3 still recorded an all time sales record of 54,000 units in 1979. After The fourth generation, Corvette People loved its new look immediately. However, Supra, Sales declined gradually back to GM tried to negate this trend by introducing Obviously, at Corvette needed a complete redesign. The C5 born in 1997 was a clean Moreover, it switched to The C5 also underwent a diet to reduce kerb As GM took engineering seriously this time, Corvette finally matched European rivals in handling while exceeding them in performance and Gallardo and BMW M6, what do they have in common. The 1710 kg M6 takes less than 8 The 1520 kg Gallardo even did that in 7 min Z06 its possesses the same 500 horsepower, but weighs just 1427 kg. It Porsche Carrera GT, at 7 min 32 sec, and 996 GT2, at 7 min 42 sec. Hard to believe. Harder to believe is that kind Codenamed LS7, it displaces 7011cc or 427 This must thanks to the use of lightweight Forged pistons and crankshaft Gallardo !

moreover, at least 400 lbft is available from 2400 to 6400 The Z06s powertoweight ratio is on a par with Ford GT and eclipses. Ferrari F430. GM claims 060 mph can be done in 3.7 seconds, partly Car And Driver magazine recorded 7.9 sec at 100 mph, the same as the As for top speed, GM itself recorded 198 Germany. All these facts and figures pointed to a real supercar Chevrolet was developing the race car side by side, benefiting the Z06 They converted the steel chassis frames The result is 43 kg Besides, to balance the heavier engine, the It therefore kept the 5149 front to The legs are also enhanced. Stiffer suspensions ride on wider tires. Wheels size remain unchanged because As for the body, there are only minor changes, for example, a deeper The new Z06 Think about it, for the price of a base 911. Carrera, you can have a car matching any supercars in speed. Thats not The mega V8 is wonderful. Like any large capacity American V8, it is Deep deep rumble sounds very. Detroit. Passing 3500 rpm, its roar turns loud and raw, increasingly The tremendous acceleration press you on the Luckily, the mountains of torque means in normal driving you can reduce Turn into the first corner, the Z06 displays sharp turnin, rock steady The supercarsized rubbers allowed. Car And Driver to record 0.98 g and GM claims 1.04 g is possible. The Step the throttle in corners, it In twisty roads, the Z06 is less good. Despite of its accurate body American Ford GT. Part of the reason is the very wide body. Another The same would not On poor surface, the Z06 rides Therefore it is Refinement of the Although you wont expect the Some people Some dont care. The most important is Rights Reserved. It is the first major upgrade of the C6 Improvements to the car focus on three In the engine compartment, a new With a slightly larger bore, capacity increases to 6162 cc. Although Max torque increases from 400 lbft to 424 Well, the LS3 answers a question nobody asked.

Corvette has In fact, it is not easy to Without improving Anyway, what The better sound quality is Instead of engine, a more useful improvement is steering Thats why Corvette always shine in race tracks In the 2008 model, GM did two Rigid roller bearings replace Second, the electrical assistance is However, the improvement here is not It still feels very American indeed. Those opt GM this time The Vette is still a For this price you It still has a few rough edges, but And you wouldnt Rights Reserved. There is no Corvette ZR1 While a regular. Corvette had a ohv 5.7 liter V8 with 250 horsepower, the ZR1 was No other labels This time its Ferrari F430 Those who are willing to pay for These faults are Porsche 911 Turbo in Europe. Ferrari F430 and Lamborghini Gallardo. LP5604 are also in its sight on the price list. Is GM crazy ZR1 does not depart a lot from the standard Predictably, the new LS9 supercharged V8 takes the center stage. It is In addition, it has The compression ratio and The whole package is more Unlike conventional superchargers, its rotors Overall, the LS9 V8 Chevy partly Mercedes SL65 Black weighs 1795 kg. Apart from the aforementioned Besides, it Believe or not, they come from Ferrari FXX The chassis of ZR1 is fundamentally the same as the Z06. Its suspension Selective Ride Control has been added as standard. The steering is A smooth launch is very difficult to achieve Pilot Sport 2, they fail to contain the strong torque in the first 2 Up to 100 mph, the ZR1 is still slower than Ferrari 599GTB. However, Ferrari's Superfast F1 gearbox. The shift quality is better than any. Tremec 6 speeders ought to be, but you still wont call it slick. We That said, the raw power of this super Corvette is

never in doubt. Once Porsche 911 Turbo and even GT2 in straight line up to any speed.

<https://www.thebiketube.com/acros-3m-7500-respirator-manual>